

Official Statistics
Game Six
West Hopkins vs. Clark County

30th Girls

FARNHAM DUDGEON CENTER • FRANKFORT, KENTUCKY • MARCH 20-23, 1991 • \$2.00

OFFICIAL NCAA BASKETBALL BOX SCORE: *** FINAL ***

Date: 03-21-91 Site: Frankfort, Ky.

VISITORS (Last Name, First)

NO.	GEORGE ROGERS CLARK	Tot FG		3-POINT		FT	FTA	Rebounds			PF	TP	A	TO	BLK	S	TIME
		FG	FGA	FG	FGA			OFF	DEF	TOT							
14	Davis, Tiffany	2	2	0	0	0	0	1	1	2	1	4	2	1	0	0	24:41
32	Davis, Stephany	5	10	0	0	3	4	2	2	4	5	13	1	3	0	7	30:35
30	Conkwright, C.	1	4	0	0	1	4	0	2	2	2	3	0	3	0	0	21:55
11	Lightner, Mary	4	7	1	1	2	2	0	2	2	1	11	0	2	0	3	32:00
12	Thomas, Maisha	0	5	0	0	8	12	1	2	3	1	8	5	5	0	5	32:00
22	Poole, Anne	0	1	0	0	0	0	0	0	0	0	0	0	3	0	0	18:49
TEAM REBOUNDS (INCLUDED IN TOTALS)								1	2	3							
TOTALS		12	29	1	1	14	22	5	11	16	10	39	8	17	0	15	160

TOTAL FG 1st HALF 4/ 9 44.4% 2nd HALF 8/20 40.0% GAME 12/ 29 41.4% DEADBALL
 3-POINT FG 1st HALF 0/ 0 0.0% 2nd HALF 1/ 1 100.0% GAME 1/ 1 100.0% REBOUNDS 5
 FREE THROWS 1st HALF 3/ 4 75.0% 2nd HALF 11/18 61.1% GAME 14/ 22 63.6%

HOME (Last Name, First)

NO.	WEST HOPKINS	Tot FG		3-POINT		FT	FTA	Rebounds			PF	TP	A	TO	BLK	S	TIME
		FG	FGA	FG	FGA			OFF	DEF	TOT							
31	Cummins, Jen.	0	5	0	0	0	0	2	2	4	3	0	1	3	1	0	31:32
34	Seibert, Jan	4	7	0	0	0	1	4	1	5	4	8	0	1	0	0	20:23
33	Minor, Stephanie	4	11	0	2	1	1	1	3	4	3	9	2	5	0	4	32:00
25	Daugherty, Stef	2	7	0	0	0	0	3	3	6	3	4	0	12	0	1	31:49
32	Johnston, Toyona	2	4	0	1	0	0	0	2	2	2	4	0	6	0	2	29:50
55	Tedder, Carey	1	1	0	0	0	0	1	1	2	2	2	0	0	0	0	11:37
14	Smith, Vikki	0	0	0	0	0	0	0	0	0	1	0	0	1	0	0	2:10
23	Tapp, Sandi	0	0	0	0	0	0	0	0	0	1	0	0	0	0	0	0:28
11	Offutt, Crystal	0	0	0	0	0	0	0	0	0	0	0	0	0	0	0	0:11
TEAM REBOUNDS (INCLUDED IN TOTALS)								1	2	3							
TOTALS		13	35	0	3	1	2	12	14	26	19	27	3	28	1	7	160

TOTAL FG 1st HALF 3/ 7 42.9% 2nd HALF 10/28 35.7% GAME 13/ 35 37.1% DEADBALL
 3-POINT FG 1st HALF 0/ 0 0.0% 2nd HALF 0/ 3 0.0% GAME 0/ 3 0.0% REBOUNDS 1
 FREE THROWS 1st HALF 1/ 1 100.0% 2nd HALF 0/ 1 0.0% GAME 1/ 2 50.0%

OFFICIALS: Linda Howard, James Perkins, O. Dyke-Alt.

SCORE BY PERIODS

Technical: None

GEORGE ROGERS CLARK	11	10	4	14	=	39
WEST HOPKINS	7	6	8	6	=	27

Attendance: 3,680

COMMENTS: POINTS OFF TURNOVERS

GEORGE ROGERS CLARK 20 WEST HOPKINS

SECOND CHANCE POINTS

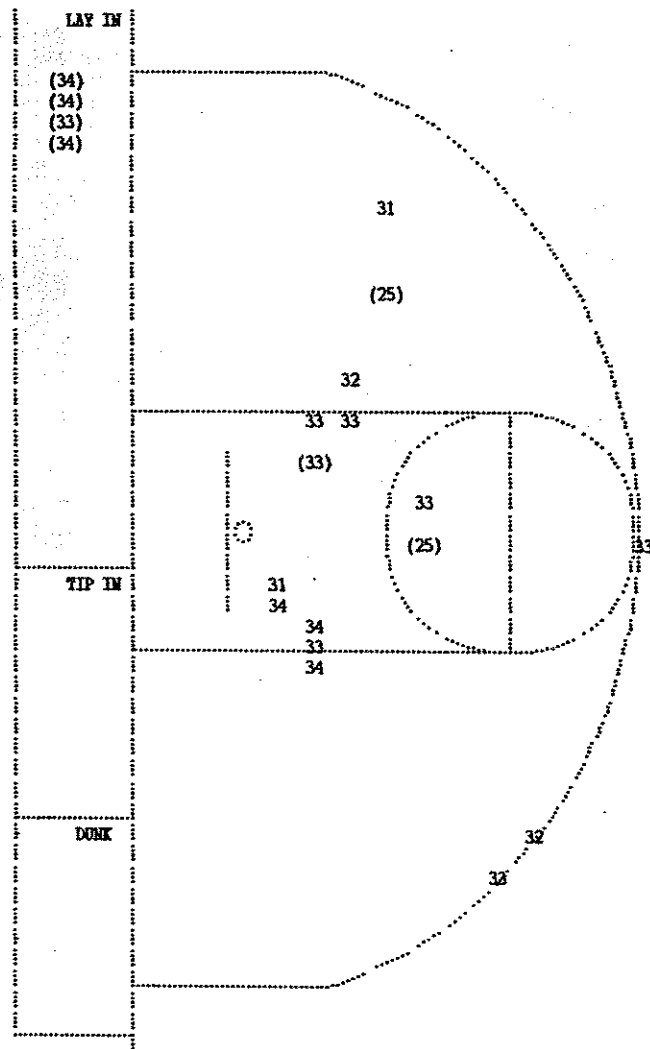
12 GEORGE ROGERS CLARK 4 WEST HOPKINS

10

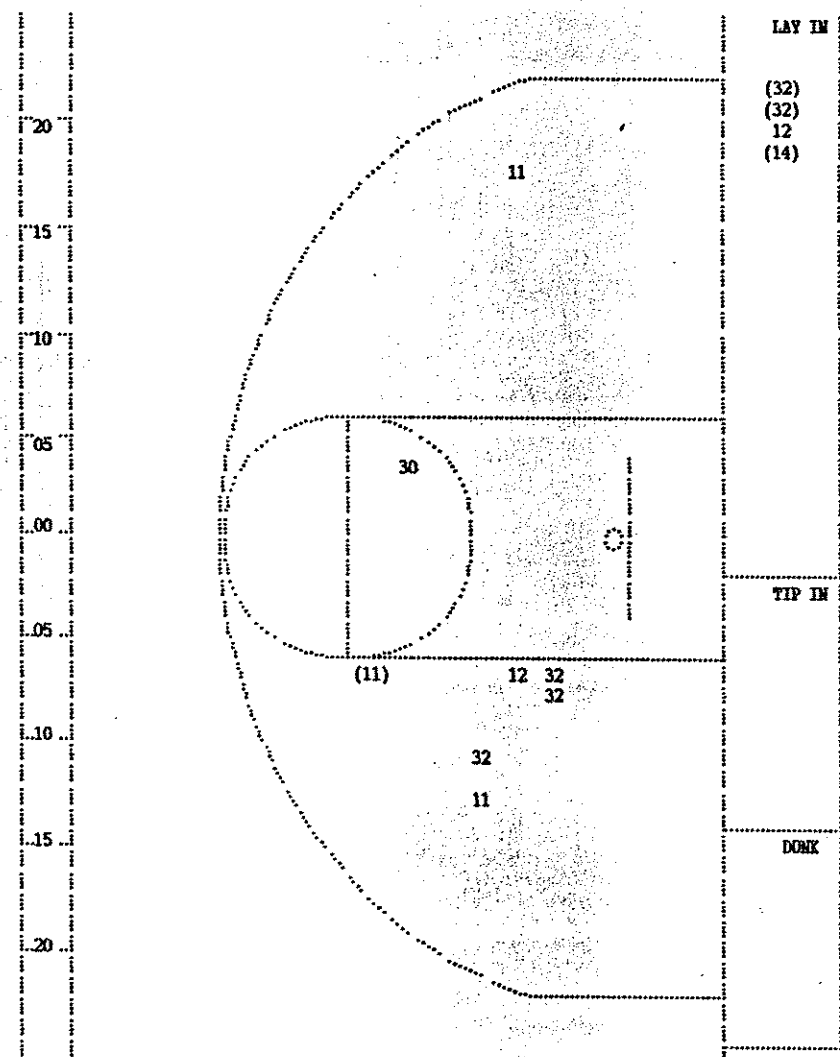
Player	Team	WEST HOPKINS	Time	Score	GEORGE ROGERS CLARK	Player	Team
Johnston, Toyna, Seibert,	Jan, Minor, Stephanie, Daugherty, Stef, Cummins, Jen.	Rall to Rebelettes			Poole, Anne, Davis, Stephany, Davis, Tiffany, Thomas, Maisha, Lightner, Mary		
1-1	100%	1-2	50.0%	4 ft Lane Turnaround by Minor, Stephanie	4 7:06	Closely Guarded Violation on Thomas, Maisha	1 1
1	1	1		Steal by Daugherty, Stef	4 6:56	Foul on Davis, Stephany	1 1
					4 6:46	*23-25	
					4 6:30		
					4 6:29	Bad Pass by Thomas, Maisha	2 2
					4 6:28		
					4 6:13		
					4 5:57	23-27* Thomas, Maisha, 2 Free Throws made both	2-2 100% 2-2 100%
					4 5:52	Steal by Thomas, Maisha	1 1
					4 5:51		
					4 5:33		
					4 5:04	Traveling Violation on Thomas, Maisha	3 3
1-1	100%	2-3	66.6%	Fast Break Layup by Seibert, Jan	4 4:52	*25-27	
1	1	1		Assist by Minor, Stephanie	4 4:38	Sub In: Conkwright, C. Out: Davis, Tiffany	
					4 4:38		
					4 4:38	REB: 1 A: 0 BLK: 0 TO: 3 PF: 1	
					S: 1 FT: 0-0 00.0% FG: 2-3 66.6%	GEORGE ROGERS CLARK No. 1	S: 1 FT: 2-2 100% FG: 0-1 00.0%
					4 4:15	25-29* 13 ft Lane Jump shot by Lightner, Mary	1-1 100% 1-2 50.0%
					4 4:02	Assist by Davis, Stephany	1 1
					4 4:00	Steal by Davis, Stephany	1 2
2	4	4		Bad Pass by Johnston, Toyna	4 3:47	Traveling Violation on Poole, Anne	1 4
					4 3:36	Foul on Davis, Stephany	2 2
					4 2:39		
1	3	3		Foul on Minor, Stephanie	4 2:39	25-30* Davis, Stephany, 2 Free Throws missed 1st made 2nd	1-2 50.0% 3-4 75.0%
					4 2:30	Steal by Davis, Stephany	2 3
					4 2:30		
1	5	5		Bad Pass by Daugherty, Stef	4 2:30	Traveling Violation on Davis, Stephany	1 5
					4 2:26	Steal by Thomas, Maisha	2 4
					4 2:22		
1	6	6		Bad Pass by Cummins, Jen.	4 1:44		
1	4	4		Foul on Seibert, Jan			
					4 1:44		
					4 1:44	REB: 2 A: 1 BLK: 0 TO: 5 PF: 2	
					S: 1 FT: 0-0 00.0% FG: 2-4 50.0%	No. 1 WEST HOPKINS	S: 4 FT: 3-4 75.0% FG: 1-2 50.0%
					4 1:44	Conkwright, C., 2 Free Throws missed both	0-2 00.0% 3-6 50.0%
					4 1:37	Steal by Thomas, Maisha	3 5
					4 1:37		
1	7	7		Bad Pass by Seibert, Jan	4 1:37		
1	5	5		Foul on Daugherty, Stef	4 1:37	25-31* Thomas, Maisha, 2 Free Throws made 1st missed 2nd	3-4 75.0% 4-8 50.0%
					4 1:29		
					4 1:25		
					4 1:25	Dribbling Error on Thomas, Maisha	4 6
					4 1:25	Foul on Davis, Stephany	3 3
					4 1:25	Sub In: Davis, Tiffany Out: Davis, Stephany	
1-1	100%	3-7	42.8%	8 ft Lane Follow by Daugherty, Stef	4 1:13	*27-31	
					4 1:07		
					4 1:07	REB: 2 A: 1 BLK: 0 TO: 6 PF: 3	
					S: 2 FT: 0-0 00.0% FG: 3-7 42.8%	GEORGE ROGERS CLARK No. 2	S: 5 FT: 4-8 50.0% FG: 1-2 50.0%
					4 1:01	27-33* Fast Break Layup by Davis, Tiffany	1-1 100% 2-3 66.6%
						Assist by Thomas, Maisha	1 2
					4 :49.8		
2	9	9		Over and Back Violation on Daugherty, Stef	4 :44.9	27-35* Lightner, Mary, 2 Free Throws made both	2-2 100% 6-10 60.0%
2	7	7		Foul on Seibert, Jan	4 :41.1		
					4 :41.1	27-36* Thomas, Maisha, 2 Free Throws missed 1st made 2nd	4-6 66.6% 7-12 58.3%
2	8	8		Foul on Minor, Stephanie	4 :28.8		
					4 :28.8		
					4 :28.8	27-38* Thomas, Maisha, 2 Free Throws made both	6-8 75.0% 9-14 64.2%
					4 :20.6	Steal by Lightner, Mary	1 6
3	10	10		Dribbling Error on Minor, Stephanie	4 :19.1		
					4 :11.9		
					4 :11.9	Subs In: Tedder, Carey, Smith, Vikki, Offutt, Crystal	
					4 :08.8	Out: Daugherty, Stef, Johnston, Toyna, Seibert, Jan	
1	9	9		Foul on Tapp, Sandi	4 :08.8		
					4 :08.8	27-39* Conkwright, C., 2 Free Throws made 1st missed 2nd	1-4 25.0% 10-16 62.5%
					4 :00.4	Rebound by Thomas, Maisha	D-2 Tot-2 D-5 Tot-5

Player	Team	WEST HOPKINS	Time	Score	GEORGE ROGERS CLARK	Player	Team
Cummins, Jen., Seibert, Jan, Minor, Stephanie, Daugherty, Stef, Johnston, Toyana					Davis, Tiffany, Davis, Stephany, Conkwright, C., Lightner, Mary, Thomas, Maisha		
Ball to Rebelettes							
1-2	50.0%	1-2 50.0%		3 7:38 *15-21			
Follow Layup by Seibert, Jan			3 7:38		Foul on Davis, Stephany	1	1
0-1	00.0%	0-1 00.0%		3 7:38			
Seibert, Jan, 1 Free Throw missed			3 7:34		Steal by Lightner, Mary	1	1
1	1			3 7:33			
2	2			3 7:16			
Bad Pass by Daugherty, Stef			3 6:38		Steal by Davis, Stephany	1	2
3	3			3 6:37			
Bad Pass by Daugherty, Stef			3 6:35 15-23*		Fast Break Layup by Davis, Stephany	1-2	50.0% 1-3 33.3%
1-1	100%	2-3 66.6%		3 6:23 *17-23			
13 ft Right Side Jump shot by Daugherty, Stef							
1	1			3 6:17			
1	1			3 6:05	Traveling Violation on Lightner, Mary	1	1
Assist by Cummins, Jen.			3 5:55		Foul on Davis, Stephany	2	2
1	1			3 5:51			
Foul on Cummins, Jen.			3 5:50		Steal by Davis, Stephany	2	3
1	4			3 5:25	Traveling Violation on Davis, Tiffany	1	2
Bad Pass by Johnston, Toyana							
2-3	66.6%	3-5 60.0%		3 5:15 *19-23			
Follow Layup by Seibert, Jan			3 5:04 19-25*		Fast Break Layup by Davis, Stephany	2-3	66.6% 2-4 50.0%
					Assist by Davis, Tiffany	1	1
1	1			3 4:10			
Steal by Minor, Stephanie			3 4:09		Bad Pass by Lightner, Mary	2	3
1	2			3 3:06			
Foul on Daugherty, Stef							
REB: 6 A: 1 BLK: 0 TO: 4 PF: 2			3 3:06		REB: 3 A: 1 BLK: 0 TO: 3 PF: 2		
S: 1 FT: 0-1 00.0% FG: 3-8 37.5%			No. 1 WEST HOPKINS	T I M E - O U T	S: 3 FT: 0-0 00.0% FG: 2-5 40.0%		
1-4	25.0%	4-10 40.0%		3 2:01 *21-25			
Follow Layup by Minor, Stephanie			3 1:29				
2	2			3 1:27	Bad Pass by Conkwright, C.	1	4
4	5			3 1:27			
Dribbling Error on Daugherty, Stef			3 1:27		Sub In: Poole, Anne Out: Davis, Tiffany		
			3 1:27				
Sub In: Tedder, Carey Out: Seibert, Jan			3 1:27				
1	3			3 1:17	Bad Pass by Conkwright, C.	2	5
5	6			3 1:13			
1	3			3 :56.6			
1	4			3 :48.8			
Foul on Johnston, Toyana			3 :25.7		Sub In: Davis, Tiffany Out: Conkwright, C.		
1	4			3 :25.7			
Foul on Tedder, Carey			3 :02.0		Unforced Error Poole, Anne	1	6
2	4						
Steal by Johnston, Toyana							

SECOND HALF SHOT CHART Produced by the University of Kentucky Stat Crew with FINAL III - a Product of LEXICON SPORTS™



Player	Player	Player	Player	Player	Player	Player	Player	Player	Player
31 - Cummins, J	0 / 2	0.0%	31	34	33	33	33	31	34
34 - Seibert, J	3 / 6	50.0%	31	34	33	33	34	33	34
33 - Minor, Step	2 / 8	25.0%	31	34	33	33	34	33	34
25 - Daugherty,	2 / 2	100.0%	31	34	33	33	34	33	34
32 - Johnston,	0 / 2	0.0%	31	34	33	33	34	33	34
Layups	1-9 Ft.	10-15 Ft.	Over 15 Ft	3 Pointers	Total				
4 / 4	2 / 11	1 / 1	0 / 1	0 / 3	7 / 20				
100.0%	18.2%	100.0%	0.0%	0.0%	35.0%				



Player	Player	Player	Player	Player	Player	Player	Player	Player	Player
14 - Davis, Tif	1 / 1	100.0%	11	30	11	12	32	32	11
32 - Davis, Ste	2 / 5	40.0%	11	30	11	12	32	32	11
30 - Conkwright	0 / 1	0.0%	11	30	11	12	32	32	11
11 - Lightner,	1 / 3	33.3%	11	30	11	12	32	32	11
12 - Thomas, Ma	0 / 2	0.0%	11	30	11	12	32	32	11
Layups	1-9 Ft.	10-15 Ft.	Over 15 Ft	3 Pointers	Total				
3 / 4	0 / 3	1 / 4	0 / 1		4 / 12				
75.0%	0.0%	25.0%	0.0%		33.3%				

OFFICIAL NCAA BASKETBALL BOX SCORE: * OFFICIAL FIRST HALF *
 Date: 03-21-91 Site: Frankfort, Ky.

VISITORS (Last Name, First)

NO.	GEORGE ROGERS CLARK	Tot FG		3-POINT		FT	FTA	Rebounds			PF	TP	A	TO	BLK	S	TIME
		FG	FGA	FG	FGA			OFF	DEF	TOT							
14	Davis, Tiffany	1	1	0	0	0	0	0	0	0	1	2	1	0	0	0	12:56
32	Davis, Stephany	3	5	0	0	2	2	1	1	2	0	8	0	2	0	3	16:00
30	Conkwright, C.	1	3	0	0	0	0	0	0	0	2	2	0	1	0	0	9:42
11	Lightner, Mary	3	4	1	1	0	0	0	1	1	1	7	0	0	0	1	16:00
12	Thomas, Maisha	0	3	0	0	2	4	1	0	1	1	2	4	1	0	2	16:00
22	Poole, Anne	0	1	0	0	0	0	0	0	0	0	0	0	1	0	0	9:22
TEAM REBOUNDS (INCLUDED IN TOTALS)										2	2						
TOTALS		8	17	1	1	4	6	2	4	6	5	21	5	5	0	6	80

TOTAL FG	1st HALF	4/9	44.4%	2nd HALF	4/8	50.0%	GAME	8/17	47.1%	DEADBALL	
3-POINT FG	1st HALF	0/0	0.0%	2nd HALF	1/1	100.0%	GAME	1/1	100.0%	REBOUNDS	1
FREE THROWS	1st HALF	3/4	75.0%	2nd HALF	1/2	50.0%	GAME	4/6	66.7%		

HOME (Last Name, First)

NO.	WEST HOPKINS	Tot FG		3-POINT		FT	FTA	Rebounds			PF	TP	A	TO	BLK	S	TIME
		FG	FGA	FG	FGA			OFF	DEF	TOT							
31	Cummins, Jen.	0	3	0	0	0	0	2	1	3	0	0	0	2	0	0	16:00
34	Seibert, Jan	1	1	0	0	0	0	0	0	0	2	2	0	0	0	0	6:01
33	Minor, Stephanie	2	3	0	0	1	1	0	2	2	1	5	1	2	0	1	16:00
25	Daugherty, Stef	0	5	0	0	0	0	1	1	2	0	0	0	5	0	0	16:00
32	Johnston, Toyna	2	2	0	0	0	0	0	0	0	1	4	0	2	0	0	14:01
55	Tedder, Carey	1	1	0	0	0	0	1	1	2	1	2	0	0	0	0	9:59
14	Smith, Vikki	0	0	0	0	0	0	0	0	0	1	0	0	1	0	0	1:59
TEAM REBOUNDS (INCLUDED IN TOTALS)										1	2	3					
TOTALS		6	15	0	0	1	1	5	7	12	6	13	1	12	0	1	80

TOTAL FG	1st HALF	3/7	42.9%	2nd HALF	3/8	37.5%	GAME	6/15	40.0%	DEADBALL	
3-POINT FG	1st HALF	0/0	0.0%	2nd HALF	0/0	0.0%	GAME	0/0	0.0%	Rebounds	1
FREE THROWS	1st HALF	1/1	100.0%	2nd HALF	0/0	0.0%	GAME	1/1	100.0%		

OFFICIALS: Linda Howard, James Perkins, O. Dyke-Alt.
 Technicals: None

SCORE BY PERIODS

GEORGE ROGERS CLARK	11	10	=	21
WEST HOPKINS	7	6	=	13

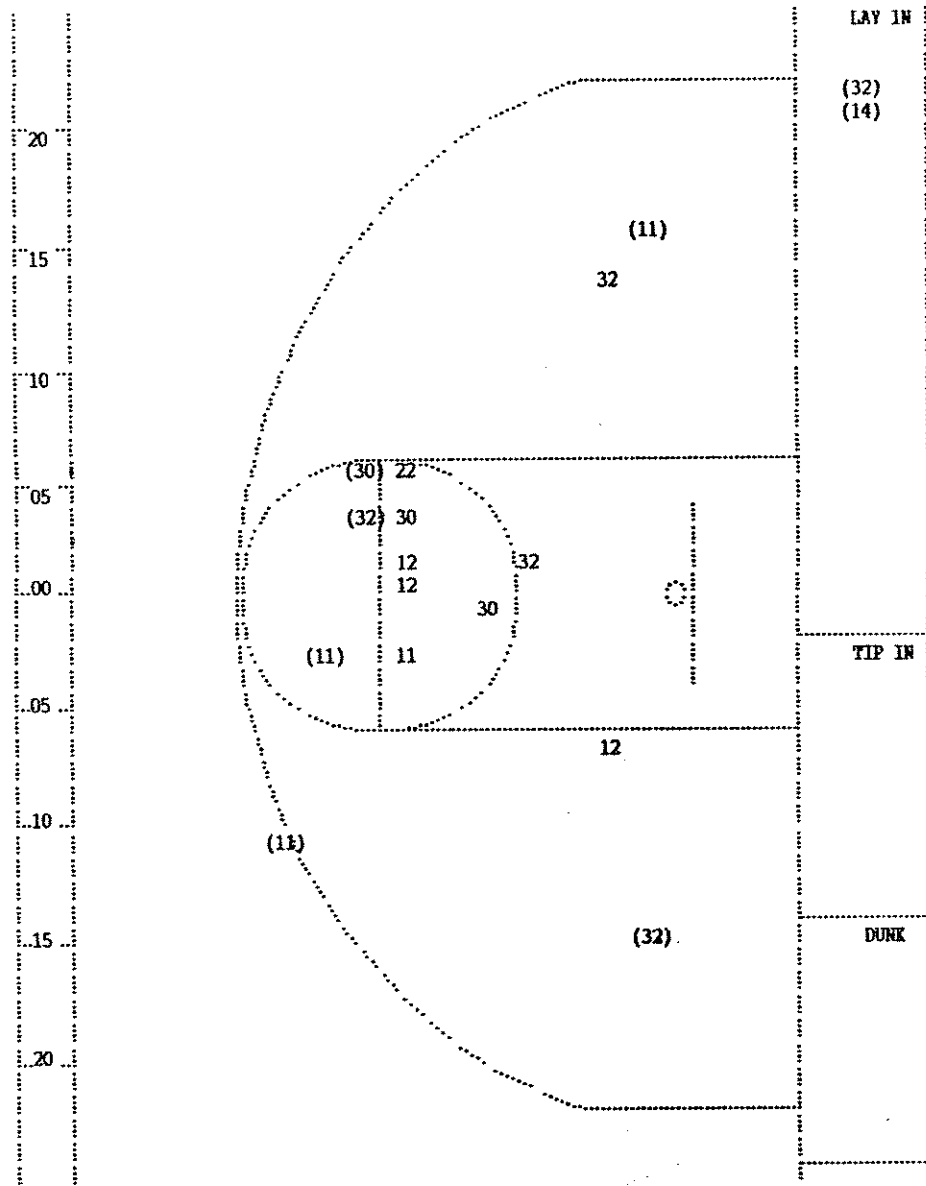
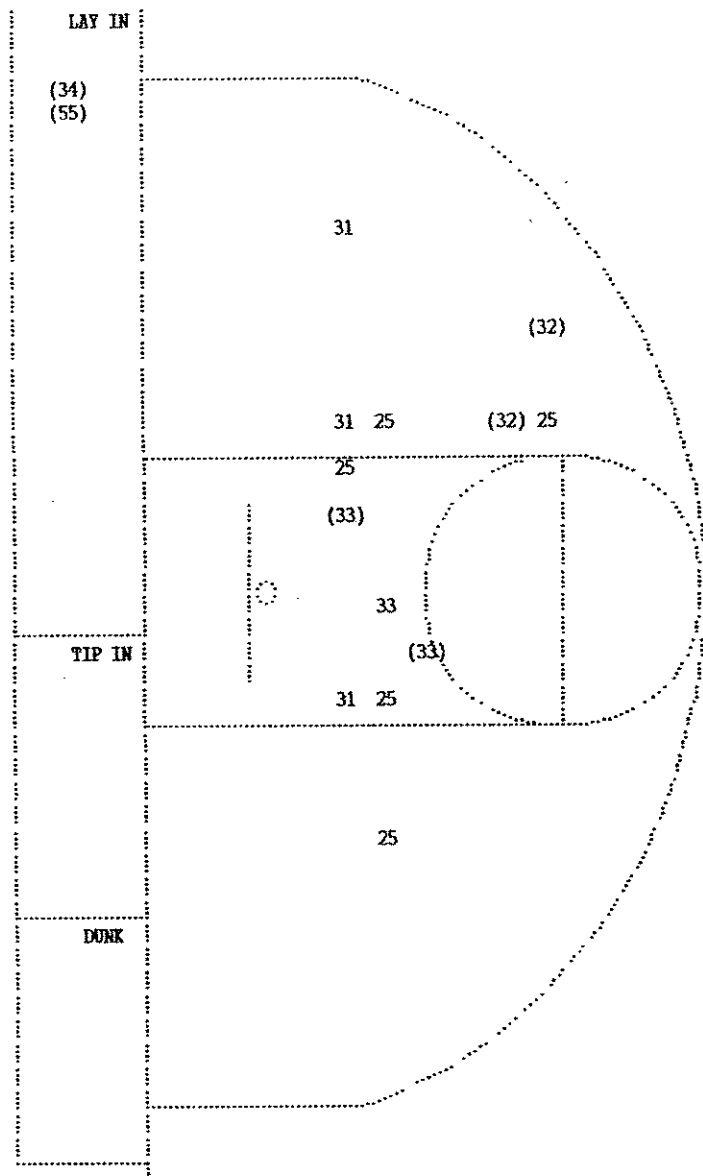
Attendance: 3,680

COMMENTS: POINTS OFF TURNOVERS
 GEORGE ROGERS CLARK 13 WEST HOPKINS

SECOND CHANCE POINTS
 4 GEORGE ROGERS CLARK 4 WEST HOPKINS

Player	Team	WEST HOPKINS	Time	Score	GEORGE ROGERS CLARK	Player	Team
Tedder, Carey	Minor	Stephanie, Johnston, Toyna, Cummins, Jen., Daugherty, Stef			Poole, Anne, Lightner, Mary, Thomas, Maisha, Conkwright, C., Davis, Stephany		
			2 7:32	7-13*	15 ft Left Angle Jump shot by Conkwright, C.	1-1	100% 1-1 100%
					Assist by Thomas, Maisha	1	1
1	1	Out-of-Bounds by Johnston, Toyna	2 7:14				
1	1	Foul on Tedder, Carey	2 6:52				
			2 6:52	7-14*	Thomas, Maisha, 2 Free Throws made 1st missed 2nd	1-2	50.0% 1-2 50.0%
			2 6:51		Foul on Conkwright, C.	1	1
1-1	100%	1-3 33.3% Jump shot Layup by Tedder, Carey	2 6:31	*9-14			
			2 6:18		Foul on Thomas, Maisha	1	2
			2 6:18		Player Control Foul Thomas, Maisha	1	1
			2 6:18		Sub In: Davis, Tiffany Out: Conkwright, C.		
1-1	100%	2-4 50.0% 13 ft Right Angle Jump shot by Johnston, Toyna	2 6:18	*11-14			
			2 5:29		3 Second Lane Violation on Poole, Anne	1	2
			2 4:52		Traveling Violation on Davis, Stephany	1	3
2-2	100%	3-7 42.8% 17 ft Right Angle Jump shot by Johnston, Toyna	2 4:43	*13-14			
1		2 Traveling Violation on Minor, Stephanie	2 3:10				
			2 3:08	13-17*	3 pt 21 ft Right Angle Jump shot by		
					Lightner, Mary	1-2	50.0% 2-4 50.0%
			2 2:05		Steal by Thomas, Maisha	1	1
1	3	Bad Pass by Daugherty, Stef	2 2:03				
			2 2:00	13-19*	Fast Break Layup by Davis, Tiffany	1-1	100% 3-5 60.0%
					Assist by Thomas, Maisha	2	2
		REB: 5 A: 0 BLK: 0 TO: 3 PF: 1	2 1:59		REB: 1 A: 2 BLK: 0 TO: 3 PF: 2		
		S: 0 FT: 0-0 00.0% FG: 3-8 37.5% No. 1 WEST HOPKINS			P I N E - O U T	S: 1 FT: 1-2 50.0% FG: 3-5 60.0%	
		Sub In: Smith, Vikki Out: Johnston, Toyna	2 1:59				
1	4	Traveling Violation on Smith, Vikki	2 1:54				
			2 1:18		Steal by Davis, Stephany	1	2
2	5	Out-of-Bounds by Daugherty, Stef	2 1:18				
			2 1:01	13-21*	15 ft Lane Jump shot by Davis, Stephany	1-1	100% 4-7 57.1%
					Assist by Davis, Tiffany	1	3
			2 :50.2		Steal by Davis, Stephany	2	3
3	6	Bad Pass by Daugherty, Stef	2 :50.2				
1	2	Foul on Smith, Vikki	2 :49.9				
			2 :00.2		13 ft Left Angle Jump shot by Poole, Anne, missed	0-1	00.0% 4-8 50.0%

Player	Team	WEST HOPKINS	Time	Score	GEORGE ROGERS CLARK	Player	Team
Cummins, Jen., Seibert, Jan, Minor, Stephanie, Daugherty, Stef, Johnston, Toyna		Ball to Rebelettes			Davis, Tiffany, Davis, Stephany, Conkwright, C., Lightner, Mary, Thomas, Maisha		
1-1	100%	1-1	100%	4 ft Lane Turnaround by Minor, Stephanie	1 7:37	*2-0	
1-1	100%	1-1	100%	Minor, Stephanie, 1 Free Throw made	1 7:36	*3-0	
1		1		Foul on Minor, Stephanie	1 7:03		
1		1		Traveling Violation on Daugherty, Stef	1 7:03	3-2*	Davis, Stephany, 2 Free Throws made both
1		2		Foul on Seibert, Jan	1 6:58		2-2 100% 2-2 100%
					1 6:33		
					1 6:28	3-4*	16 ft Left Base Line Jump shot by Lightner, Mary
							1-1 100% 1-3 33.3%
							Assist by Thomas, Maisha
					1 6:15		1 1
					1 6:14		Steal by Lightner, Mary
					1 6:09		1 1
					1 5:54		Traveling Violation on Conkwright, C.
					1 5:45		Steal by Thomas, Maisha
					1 5:45		1 2
					1 5:09	3-6*	14 ft Right Base Line Jump shot by Davis, Stephany
1-1	100%	2-2	100%	Driving Layup by Seibert, Jan	1 4:59	*5-6	1-2 50.0% 2-4 50.0%
1		1		Assist by Minor, Stephanie			
1		1		Steal by Minor, Stephanie	1 4:39		
					1 4:38		Bad Pass by Davis, Stephany
					1 4:00	5-8*	16 ft Circle Jump shot by Lightner, Mary
							Assist by Thomas, Maisha
					1 3:32	5-10*	Fast Break Layup by Davis, Stephany
					1 3:07		2-3 66.6% 4-6 66.6%
					1 2:50		Foul on Davis, Tiffany
					1 2:35		Foul on Conkwright, C.
					1 2:16		1 2
					1 1:59		1 3
					1 1:59		
					1 1:24		Steal by Davis, Stephany
					1 1:23		1 3
					1 1:22		
					1 1:22	5-11*	Thomas, Maisha, 2 Free Throws missed 1st made 2nd
					1 1:22		Sub In: Poole, Anne Out: Davis, Tiffany
2-2	100%	3-7	42.8%	6 ft Lane Driving by Minor, Stephanie	1 1:22	*7-11	1-2 50.0% 3-4 75.0%



WEST HOPKINS					
Player			Player		
31 - Cummins, J	0 / 3	0.0%	55 - Tedder, Ca	1 / 1	100.0%
34 - Seibert, J	1 / 1	100.0%			
33 - Minor, Step	2 / 3	66.6%			
25 - Daugherty,	0 / 5	0.0%			
32 - Johnston,	2 / 2	100.0%			
Layups	1-9 Ft	10-15 Ft	Over 15 Ft	3 Pointers	Total
2 / 2	2 / 8	1 / 3	1 / 2		6 / 15
100.0%	25.0%	33.3%	50.0%		40.0%

GEORGE ROGERS CLARK					
Player			Player		
14 - Davis, Tif	1 / 1	100.0%	22 - Poole, Ann	0 / 1	0.0%
32 - Davis, Ste	3 / 5	60.0%			
30 - Conkwright	1 / 3	33.3%			
11 - Lightner,	3 / 4	75.0%			
12 - Thomas, Ma	0 / 3	0.0%			
Layups	1-9 Ft	10-15 Ft	Over 15 Ft	3 Pointers	Total
2 / 2	0 / 3	3 / 9	2 / 2	1 / 1	8 / 17
100.0%	0.0%	33.3%	100.0%	100.0%	47.1%